

Deco Ring with Origami Leaves

Instructions No. 2304

Difficulty: Beginner 

Working time: 3 Hours

With just a few materials, you can create this **beautiful wreath** that will catch everyone's eye. Whether on the door, above the chest of drawers or as a wall decoration, the great decorative ring is always an eye-catcher. By choosing the papers, you can design this wreath entirely according to your ideas and in your desired colour concept.

This is how you make the great wreath:

Download our **free templates** and transfer them to your chosen **papers**. Cut out the leaves and fold them like an accordion. Fold the leaves in half and secure them with double-sided tape.


Take **wire** double and thread it through the leaf. Then twist the wire.

Spray some of the leaves with the **metal leaf spray** according to your wishes.

Now you can arrange the **leaves** as you like on the metal ring.


To hang them up, simply knot a piece of yarn to the top of the ring.



Must Have




[Handicraft paper pad "Earthy Colours"](#)

● **14,80 CHF** (1 m2 = 7,91 CHF)

 [Item details](#)

Quantity:  

[Add to shopping cart](#) 

Article information:

Article number	Article name	Qty
14880	Handicraft paper pad "Earthy Colours"	1
16079	Metal ring "Circle", 10 - 30 cm, Set of 5, Black	1
755023	KREUL leaf metal effect spray "Gold", 400 ml	1
601559	Binding wire, Brown	1
644303-06	VBS Double page Adhesive tape6 mm	1
392433-01	Crochet yarn GlitterGold	1