













# Fabriquer des lanternes avec Edding

Instructions No. 728



These also Lanterns shine during the day

## Recommendations

 <b>4,65 CHF</b> 1 <a href="#">Add to cart</a> 	 <b>2,35 CHF</b> 1 <a href="#">Add to cart</a> 	 <b>1,50 CHF</b> 1 <a href="#">Add to cart</a> 
 <b>5,95 CHF</b> 1 <a href="#">Add to cart</a> 	 <b>6,80 CHF</b> 1 <a href="#">Add to cart</a> 	 <b>6,35 CHF</b> 1 <a href="#">Add to cart</a> 

Article information:

<b>Article number</b>	<b>Article name</b>	<b>Qty</b>
703377	VBS-Lantern set	1
703369	Character tracing paper 20,5 x 51 cm, 5 sheets	1
706841-00	vellum paperWhite	1
700986	Vellum paper, 23 x 33 cm	1
118095	Transparent paper adhesive	1
761192-54	edding 750 "Gloss varnish-Marker"Silver	1