

Folding star ball

Instructions No. 2900

Difficulty: Challenging 🍴🍴🍴🍴

Working time: 2 Hours 30 Minutes

In this tutorial we show you a beautiful **variation** of the **classic Froebel star** - a **Froebel star ball**. A beautiful Christmas decoration! This is made from the basic Froebel shape. We show you how to make it in a step-by-step tutorial.




This is how to make the Fröbelstern ball:



Fold the **moravian stars** according to the instructions. You can find them on the packaging. All stars have 3D laces on one side. For the moravian star ball you need 6 moravian stars.

Folding instructions for the stars:

Take the finished moravian stars, pin and fix them according to our photo instructions:









For the **loop**, cut a long piece of **perlon thread** and string a bead. Fold the thread in the middle and pull it through a sewing needle. Stitch the thread through the centre of the star to make the loop.

Article information:

Article number	Article name	Qty
70867815	Paper strips glossy "Golden Glamour", 15 mm	1
70867806	Paper strips "Glitter, white", 15 mm	1
607605	Perlon thread, 0.25 mm thick, 100 m long	1
110655	UHU creativ "Styrofoam & Craft Foil	1