

Make a mobile: Instructions

Instructions No. 3362

Difficulty: Beginner

Working time: 2 Hours 30 Minutes





Whether it's for a **christening**, birth, or birthday - **mobiles** are always a wonderful gift for **babies** and young children. Placed above the crib or as a small companion in the stroller, they fascinate with their colorful mobile pendants, which move on their own and repeatedly catch the baby's gaze. Would you like to create such a lovingly designed decorative element yourself? Then you're in the right place!

In this post, we'll show you how to make a charming **mobile with sea creatures**. The templates are, of course, available for free download – from us to you.

Step-by-Step Guide: Your Own Mobile with Sea Creatures



Step 1: Assemble the Mobile Cross

First, assemble the mobile cross. The individual parts are glued together with **wood glue**. A ball is placed at each end of the rods. If desired, you can paint the mobile cross beforehand.



Step 2: Create Templates

Now we'll create the cute sea creatures that will later become the mobile pendants. The templates for octopus, crab, whale, and starfish can be easily downloaded and printed. Cut out the templates and use them as patterns. For the droplets, you can simply draw the templates freehand. If desired, you can cut the templates onto thicker cardboard or firmer paper to make them sturdier.



Step 3: Trace and Cut Out Sea Creatures

Place the created **templates** on the felt and trace each creature twice. For the starfish, we use soft pink, for the whale light blue, the crab light orange, and for the octopus lavender.



Additionally, create water droplets in various shapes and sizes to balance the mobile. The droplets are made from turquoise and blue felt, also in two parts.




When you're done tracing and cutting out, you should have each creature and droplet in duplicate. Don't forget the legs and fins for the crab and whale.



Step 4: Decorate

It's easier to apply **decorations** and faces before stitching the two halves of each animal together. Each sea creature gets

two eyes from beads or sequins (optionally on both sides). With black thread or a black marker, you can stitch or draw a mouth. Use sequins for small accents to make the mobile sparkle even more beautifully in the light.



Decorate each pendant accordingly: The octopus gets a sequin on each tentacle, the whale is decorated with blue sequins along the edges of the fins. Make sure that the sewing thread matches the color of the sequins when attaching them.




Step 5: Stitch and Fill Sea Creatures

Once you've decorated everything, stitch the two parts of each pendant together along the edges. Leave a small opening to fill the pendants with stuffing. Use a larger part of the animals (not, for instance, the tentacles) to insert the stuffing. A utensil handle can be helpful here.



If the pendants consist of several parts, like the whale or crab, stitch everything individually and then attach it to the sea creature.





Step 6: Attach Sea Creatures to the Mobile Cross

In the final step, attach the pendants to the mobile cross. Thread a string through each creature and attach it to the wooden rod. You can also connect multiple droplets or animals to make the mobile particularly creative. Experiment until the mobile hangs straight.



Enjoy the crafting, sewing, and giving – from us to you!♥

Ready to make your own wonderful mobile? Visit our online shop and find everything you need for your creative project. From felt to beads to the mobile cross - we have everything in stock for you. Get creative and bring joy to the little ones!



VBS Craft felt assortment "22 colours"

15,45 CHF

1

Add to shopping cart



New instructions

Straight to your inbox every week

Register now

Article information:

Article number	Article name	Qty
22723	VBS Craft felt assortment "22 colours"	1
661270	Mobilé cross, 6 arms	1
649322	VBS Sequins- Set, 7 colours	1
640541-80	Wooden beads, Ø 4 mm, about 165 piecesBlack	1
392822	VBS Sewing thread set, 39 parts	1
232395	Sewing needles extra long, set of 6	1
232487	VBS Fill wadding, white, 300 g	1