

Make a sundial

Instructions No. 3331

Difficulty: Beginner 🍴🍴🍴🍴

Working time: 1 hour

During the vacations, it is often a challenge to keep the little ones occupied. Instead of sitting around bored, they can embark on an exciting adventure by making their own sundial. This creative activity promotes not only fine motor skills, but also an understanding of time. Let's discover together in this tutorial how easy it is to make a sundial and have lots of fun at the same time!



Prepare the coaster

Start with the terracotta-saucer. Draw the hour markings with a pencil. To do this, use an angle ruler to make a small mark every 15° in the middle of the plate. This forms the basis for your clock.



A little tip: For crafting with children , perfection is not the goal - don't be put off by small inaccuracies.


Designing a sundial - motif

Once you have made the markings, use them to design a creative motif - how about a flower? Color the motif, but make sure to leave the center mark visible. Paint the wooden hemispheres in vibrant colors to give your design an individual touch.




Finish the sundial

After the paints have dried, take the hot glue and attach a bamboo stick to the center of the plate. Make sure it is positioned straight. Shape the center of the plate to cover any traces of glue.




Stick the painted wooden hemispheres. onto the clock face. Now use the motif and design the markings in bright colors. Then paint the numbers on the edge of the saucer to give your sundial the finishing touch.



Place your sundial in a sunny spot in the garden, align it with the current time and observe how the shadow moves throughout the day.

Have fun making your own! Visit our online store to order all the materials you need and start your creative crafting adventure!

Must Have




[Terracotta-underplate, Inside-Ø 12 cm, 2 pcs.](#)

Content: 2 pieces
Diameter (outside): 15.7 cm
Material: Terracotta

● **9,50 CHF**

[Item details](#)

Quantity: [Add to cart](#) 

Article information:

Article number	Article name	Qty
571654-14	Terracotta-underplateInside-Ø 12 cm, 2 pcs.	1
696494	VBS Wooden rods "Ø 5-6 mm"	1
11738	VBS Wooden half balls, "Ø 15 mm", 50 pieces	1
26040	VBS Craft paint set "Blooming Spring"	1
27568	VBS Handicraft glue20 ml	1
24571	Hot glue gun "Mini", 10W/240V	1
120234	VBS Bristle brushes "NATURE", Size 10, 10 pieces	1