


Mobilé with fish

Instructions No. 2719

Difficulty: Beginner 🍷🍷🍷🍷

Working time: 4 Hours

Use this cheerful fish mobilé as an inspiration or template for your new craft project for making things together with children. The fish can also be easily cut out by the little ones and then wrapped with colourful wool.



Making colourful fish into a mobilé

First print and cut out the template and transfer the motifs onto the clay cardboard with a sharp pencil. Now cut out the fish.

Then wrap the fish with the Lisa wool. There are no limits to your choice of pattern and colour. You can glue the beginning and the end of the wool thread with a little craft glue. Fix wiggly eyes onto the fish.


Use the hole punch to make a small hole in the top centre of the fish to hang them up. It is best to use a cutting mat for this.

Then paint the wooden balls of the mobilé with orange craft paint. Once the paint has dried, you can put the

mobiles together and fix them with a little craft glue.

Finally, attach wires of different lengths to the fish and tie everything to the mobilé.

Must Have




Mobilé cross, 6 arms

● 7,35 €

[Item details](#)

Quantity: – 1 +

Add to
shopping cart 



New instructions



Straight to your inbox every week

register now >

Article information:

Article number	Article name	Qty
661270	Mobilé cross, 6 arms	1
601093	VBS Wobbly eyes to glue on "Mix", 100 pieces	1
704960	VBS Cardboard block	1
369831-10	Wool "Lisa"Yellow	1
369831-05	Wool "Lisa"Rose	1
369831-06	Wool "Lisa"Light green	1
369831-38	Wool "Lisa"Orange	1
560078-25	VBS Craft paint, 15 mlOrange	1
18155	VBS Craft glue No. 18228 ml (leider ausverkauft)	1
420037-02	Bouillon effect wireSilver	1
120371-04	VBS Flat brush "Easy-Brush"Size 04/5,1 mm	1
133050	VBS Hole puncher	1
132442-30	VBS Cutting mat "Hobby"30 x 22 x 0,3 cm	1
520713	VBS Kids craft scissors "Round"	1