

Schlitten mit Décopatch-Technik

Instructions No. 417



















This sturdy sled is perfect for creating with Décopatch papers and the small packages are a great addition to this pretty Christmas decoration. Different papers in frosty colours are combined to new patterns. The motto is: Allowed is what pleases.

Extra tip



Décopatch I can-Paper either stick on the whole surface or put together small parts to a new pattern. For this I take up the torn pieces with the brush and place them at the suitable place. This is very easy and makes a lot of fun.

Empfehlungen

 5,85 CHF 1 Add to shopping cart 	 10,35 CHF 1 Add to shopping cart 	 5,45 CHF 1 Add to shopping cart 
 5,60 CHF 1 Add to shopping cart 	 5,95 CHF 1 Add to shopping cart 	 36,95 CHF 1 Add to shopping cart 
 5,95 CHF 1 Add to shopping cart 	 5,90 CHF 1 Add to shopping cart 	

Article information:

Article number	Article name	Qty
780735	Décopatch paper "Facets-Silver"	1
739276	Paperpatch glue, 180g	1
735520-10	VBS Decorative snow100 ml	1
111065	VBS Handicraft glue	1
120340	VBS Napkin brush/Decoupage brush	1
132770	Professional - Scissors "Finny Alpha"	1
132824	Hobby scalpel	1
661140	VBS Wooden sticks "Nature"	1