

# Wooden star illuminated picture with houses

**Instructions No. 3104**

Difficulty: Beginner 🎨🔪🔪🔪

Working time: [2 Hours 30 Minutes](#)

Are you looking for a new, unusual decoration for the Christmas season? You can create this illuminated poinsettia yourself with little effort! Here you can find out how to make it easily.

The basis for this idea is the VBS wood building kit "Wooden star with house front". It consists of 4 parts that can simply be painted, glued and then stuck and glued together.



## Paint

Paint the back, the inside and the edges of the star with white paint. Once the paint has dried thoroughly, you can apply two more coats of paint so that the white paint covers the darker wooden background well. You can shorten the Time to dry: each time by using a hairdryer.

You can then paint the house façade as you wish. When this paint is also dry, apply with a spatula decorative snow

### Decorate with napkin technique

Decorate the back of the star with a napkin motif. To do this, carefully peel off the top layer of paper from the napkin . Place your motif on the star and use the brush to paint napkin varnish onto the back wall. Start in the middle and work your way outwards. Allow the napkin to dry well and then cut off the excess Paper of the motif.

### Gluing together

Now glue the star to the back wall. If the back wall has visually unattractive edges on the side of the star, sand these visible edges smooth. Attach the chain of light to the underside of the star using hot glue dots. Finally, glue the house facade and the small decorative element onto the wooden star.

## Must Have

### Summer Deals



[VBS Wooden building kit "Wooden star with house front"](#)

● **13,90 CHF**

~~20,40 CHF~~

[Item details](#)

Quantity:



1



Add to  
cart






## New instructions


Straight to your inbox every week


register now >

### Recommendations





**13,90 CHF**  
20,40 CHF

1 Add to cart 




**5,45 CHF**

1 Add to cart 



**5,45 CHF**

1 Add to cart 



**4,20 CHF**




**4,20 CHF**







**4,20 CHF**



1 Add to cart 



1 Add to cart 



1 Add to cart 



  
**5,60 CHF**  
1 Add to cart 



  
**10,80 CHF**  
1 Add to cart 

  
**5,90 CHF**  
1 Add to cart 

  
**8,90 CHF**  
1 Add to cart 

  
**5,60 CHF**  
1 Add to cart 

  
**25,40 CHF**  
1 Add to cart 

  
**5,35 CHF**  
1 Add to cart 

Article information:

<b>Article number</b>	<b>Article name</b>	<b>Qty</b>
24149	VBS Wooden building kit "Wooden star with house front"	1
27869	VBS Decorative snow100 ml	1
689786	VBS Micro LED chain of lights, with timer, 10 LEDs	1
560078-80	VBS Craft paint, 15 mlWhite	1
560078-63	VBS Craft paint, 15 mlTerracotta	1
560078-69	VBS Craft paint, 15 mlBeige	1
27545	VBS Napkin varnish "Matt"100 ml	1
120272	VBS Napkin & Decoupage brush, set of 3	1
131056	VBS Plastic spatula, 5 parts	1
517003	Sandpaper, set of 6	1
111065	VBS Handicraft glue85 g	1
51163	Hot glue gun, 15-80 Watt	1
24871	Napkin "Winter Village"	1